




ALTERNATIVE DRAIN OUTLETS.
COVER PROVIDED FOR OUTLET
NOT IN USE

Water 	Drain 	Electric Loading 
18mm POTABLE WATER UNIT HAS CLASS 'A' TYPE AIR GAP	50mm	0.25kW 230/50/1 FUSE AT 13 AMPS